




GVLOA Meeting

Monday - March 3rd, 2025

Sign in via QR CODE





Agenda

- 3 Man Varsity Update
- Elections
- Shot Clock Review - New Questions (*Maloney*)
- Mechanics (*Geng*)
- Film Review (*Curley*)
- Dues and Test Updates
- Assigning and Arbiter (*Rob & Jim*)
- Youth Schedule
- Working with “Younger” Officials (*Pete*)
- Sportsmanship (*Pete*)



3-Man Varsity Update

In addition to all schools that had 3-man last year:

Schools adding 3-Man this year...

- Newark
- Livonia-Avon
- Marcus Whitman
- Waterloo
- Bath




Mechanics

**(Dead Ball Officiating &
Communication)**

Eye Contact - Restarts

- Make sure that you have good eye contact with your partner/crew before every restart
- This can help make sure that everyone is in the correct position, especially restarts before a potential scoring opportunity



You are either pointing **OR not ready** and have a hand up.



Ready & Dead Ball Signal



Goal Scored

- Be clean/crisp on goal calls
- Whistle as you run in, stop, then hands up in air
- A tight game or questionable goal may require you to be **BIG** with whistle and arms to be confident.



Reporting Penalties



Reporting Penalties (continued)



REPORTING PENALTIES

Show clear and obvious signals so everyone understands the call.

Stand tall with good posture. Everyone is looking at you so make the best impression possible with confident body language.

Freeze your feet and stand still before reporting the penalty.



US Lacrosse
OFFICIALS DEVELOPMENT

Talking to Coaches - Which is better?



The “Game within the Game”

- Your demeanor, attitude, and how you talk to players means everything
- They can help you with teammates who need to be calmed down





Things to Remember...

- Come alive on Dead balls
- Be visible/aware on time-outs (when teams cross)
- On restarts near sub box, it's okay to slow things down to make sure everyone is in right spot on the restart
- As a crew, recognize when one of your partners might need some help
- If needed, you might need to consider forcing a rotation to temporarily get him away from a certain coach.
- Don't have rabbit ears, learn to ignore things (but there are exceptions).
- The tempo of the game may dictate us to change our mechanics
 - Keep calm to calm down the emotions
 - Get big/loud to sell calls, or when the intensity of a close game requires it



Responses for your tool bag:

- “That’s a great question coach, let me see what I can find out, and I’ll get back to you.”
- “Coach, I need you to get your Assistant / player under control before I have to get involved.”
- “Point taken, now let’s move on.”
- “I love your passion coach, but we are going to be working together for a long time, so let’s stay professional.”
- “It was a good no-call, Coach, but I understand your frustration and I’ll keep an eye on it.”



Film Review - KC

Dead Ball - Near the Box



Far Side Out of Bounds



Restart - Dead Ball Free Clear



Restart - Communication



Out of Bounds - Single Side



Dead Ball - Injury Time-Out



Standing Sam

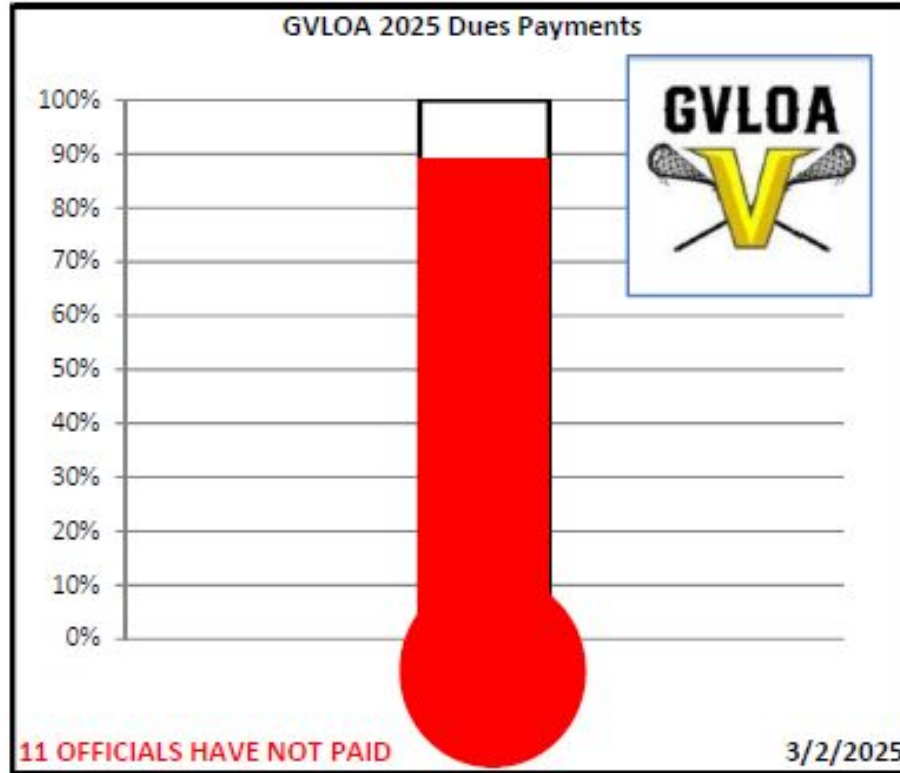




Charlie Hustle - Don't be a Lighthouse



Financial Updates





Test Submission Updates

43 members have submitted their test scores...

No Test = No GAMES!

Test Review will be next week... please bring questions about any of what you saw or things that tripped you up.

We will be going over some sets of questions together



Assignor's Updates

Please email teams you want blocked to both Jim and Rob

If you want a partner blocked... email Jim and Rob who you want blocked (should include a short explanation of why)